



INSPIRED BY EVERYDAY LIFE

C1 PURE – Cabin Lift

**pollock**  
Homelifts



Pollock Homelifts provides tailor-made lift solutions for both public and private use, based on our proven modular concept that has minimal structural impact on your building.

C1 PURE is our latest lift concept that comes with an even greater range of choices and design options – all to ensure your lift can be customized to fully meet your needs and blend in with your building.



FOR RESIDENTIAL,  
COMMERCIAL & PUBLIC BUILDINGS



C1 Pure adapts to the requirements of your building, not the other way around. The great choice of colours, materials and features enable C1 Pure to adjust to your needs and interior design.





EXPRESS YOUR  
UNIQUE SENSE  
OF STYLE



## C1 PURE DESIGN OPTIONS

Our wide choice of colors, materials and cabin features makes it easy to create a truly unique lift design. Discover our full range of design options at [www.cibeslift.com](http://www.cibeslift.com).





C1 Pure offers you the freedom to design the lift of your dreams. Looking for inspiration to get you started? Then visit our website and download our guide "Colour Me Happy".



LIFT YOUR  
LIFESTYLE

3







## FAST AND EASY INSTALLATION

Installing a conventional lift takes several weeks and requires extensive building adaptations. Installing C1 Pure takes just a few days and has minimal structural impact on your building.

All our installers around the world are certified to install our lifts and provide dedicated aftercare services according to your needs.

# THE IDEAL PUBLIC ACCESSIBILITY SOLUTION



C1 Pure complies with European Safety Standards and is a very user-friendly lift, suitable for public establishments such as schools, museums and healthcare centres. Customizations for public buildings include push buttons with Braille.









**TOUCHSCREEN CONTROL PANEL\*** – The contemporary design of this elegant control panel includes user-friendly and highly responsive touchscreen buttons and an integrated level indicator.

**LED LIGHT DIFFUSER CEILING** – The white, frosted LED light diffuser ceiling is illuminated by programmable, energy-saving LED lights.

**TOUCHSCREEN CALL BUTTON** – User-friendly and highly responsive touchscreen call button with integrated level indicator.

**MIRROR** – A full-height mirror is available for the cabin wall opposite the door.

\*The touchscreen control panel is only recommended for settings with a low risk for reckless use or vandalism.







**CLASSIC CONTROL PANEL** – The classic control panel is equipped with tactile and illuminated push buttons. The control panel can be delivered in up to 300 colours or in brushed stainless steel.

**DOORS** – The telescopic sliding doors are available in steel or glass. Both door models are available in up to 300 colours. In addition, the steel doors can be delivered with EI60 fire rating or in a stainless steel finish.



**CLASSIC CALL BUTTON** – The classic push button is tactile and equipped with back-light.

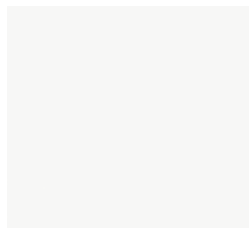
**CEILING WITH LED LIGHTS** – The ceiling with programmable, energy-saving LED lights is available in up to 300 different colours.



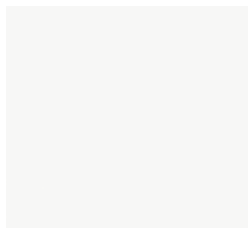
# CUSTOMISE YOUR LIFT

Discover our wide range of colours, materials and floors. For more information, please visit [www.cibeslift.com](http://www.cibeslift.com).


## LAMINATE FOR CABIN WALLS




Pure White  
F2255



Pure White  
Fire Retardant  
F7927



Folkstone  
F7927




Oyster Grey  
F7929



Polar Aland Pine  
H3433 ST22



Nevada Oak  
F8588




Black Wood  
U999 ST12



Brushed Argent  
M5311

## FLOOR OPTIONS




Altro Contrax  
Nearly Black




Surestep - Wood  
Natural Oak 18942



Surestep - Wood  
Rustic Oak 18972




Surestep  
Star Snow 178082



Surestep  
Black Seagrass 18572




Surestep  
Grey Seagrass 18562




Safestep  
Aqua Taupe 180232



Surestep  
Original Umber 171262




Surestep  
Pepper 171562




Surestep  
Quartz Stone 17512

## GLAZING OPTIONS FOR SHAFT




Clear glass



Arctic Snow



Polar White



Light Fume Brown



Light Fume Grey



Dark Fume Brown

For more product details and information about the product and accessory selection, contact Cibes Lift Group AB. This product information is general and we reserve the right to modify product design and specifications. Minor deviations in colour reproduction can occur. © Cibes Lift Group AB.







Walls: White standard laminate. Black profiles. Control panel: Black. Ceiling with LED light RAL 9016.



Walls: Brushed Argent laminate, mirror. Coated control in RAL9006. Coated ceiling in RAL 9006 with LED-light.



Walls: Folkstone laminate, matching profiles RAL830. Open through with white door. Black coated control. Coated ceiling: RAL830 with LED-light.



Walls: Folkstone laminate, Black coated profiles. Black coated control. White coated ceiling with LED-light.



Walls: Laminate: Oyster grey, mirror and laminate with matching coated profiles : RAL1015. Black touch control. Light screen ceiling.



Walls: Glass, mirror and laminate: Polar Aland Pine. Black profiles. Touch control. Light screen ceiling.



Walls: Glass, mirror and laminate: Black Wood. Black profiles. Touch control. Light screen ceiling.



Walls: White laminate, open through with white door and matching profiles. Black touch control. Light screen ceiling.



Walls: Glass, mirror and laminate: Nevada Oak. Black profiles. Touch control. Light screen ceiling. Floor: Rustic Oak.



Walls: Glass, open through with glass door. Brushed Argent laminate, Black profiles. Control panel: Stainless steel. Light screen ceiling.



Walls: Brushed Argent laminate, Black profiles. Black touch control. Light screen ceiling.



The different elements of Cibes C1 Pure are available in a wide range of finishes.

## STANDARD FINISH

The standard finish for Cibes C1 Pure is an elegant combination of black, white and grey.

Lift element with standard finish	
Shaft panels in steel	White RAL 9016
Shaft panels in glass (frames)	Natural anodized aluminium
Corner profiles of shaft	Natural anodized aluminium
Landing doors (frame and door panels in glass/steel)	White RAL 9016
Cabin doors (frame and door panels in glass/steel)	White RAL 9016
Cabin walls	White
Corner profiles in cabin	Black anodized aluminium HX50
Control panel with push buttons	Black RAL 9005
Ceiling with LED lighting	White RAL 9016

## MIX & MATCH

Mix and match different colours to create a unique lift design which is perfect for your project.

Lift element with available colours	
Shaft panels in steel	Any RAL or Premium colour
Shaft panels in glass (frames)	Any RAL or Premium colour
Corner profiles of shaft	Any RAL or Premium colour
Landing doors (frame and door panels)	Any RAL or Premium colour/stainless steel*
Cabin doors (frame and door panels)	Any RAL or Premium colour/stainless steel*
Cabin walls	Available in all laminate colours / glass / mirror **
Corner profiles in cabin	Any RAL or Premium colour
Control panel with push buttons	Any RAL or Premium colour/stainless steel*
Ceiling with LED lighting	Any RAL or Premium colour

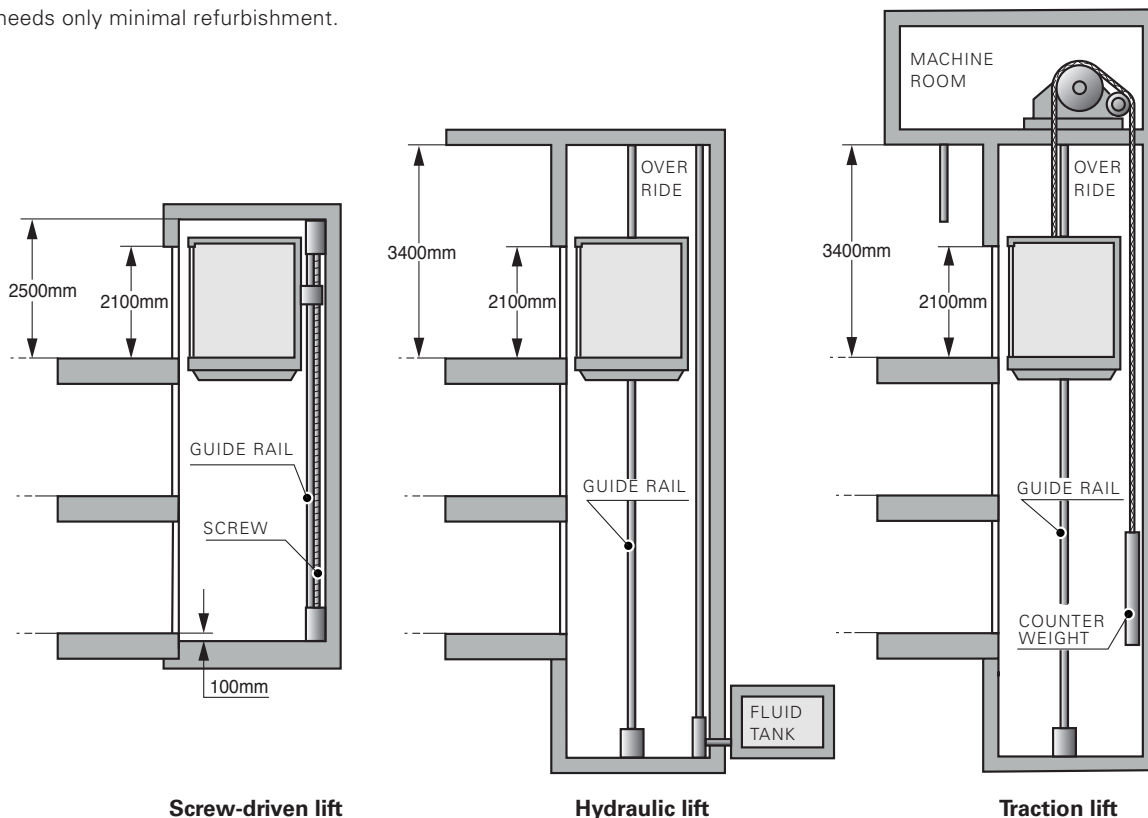
\*Austenitic steel, designation EN1.4301/AISI 304, name X5CrNi18-10.

\*\*Mirror wall available for side A/C.

# SPACE-SAVING LIFT DESIGN

Most conventional lifts, such as hydraulic lifts and traction lifts, require extensive refurbishment for the deep pit and big headroom.

Cibes C1 Pure integrates seamlessly with your building and needs only minimal refurbishment.



## ACCESSORIES



Push button



RFID tag reader for auto lock



Key lock for auto lock/central lock



Touchscreen call button with integrated level indicator



Level indicator in elegant zinc frame

Code lock for auto lock

Other lock solutions are available. For more information, please contact Cibes.

Touchscreen controls are not suitable for projects required to meet European Accessibility Standard for lifts EN 81-70. For such projects, mechanical push buttons are advised. EN 81-70 also includes other requirements. Please contact your Cibes dealer for more information.

# SCREW-DRIVEN INNOVATION

Cibes has innovated lift technology for more than 70 years now and our space-saving platform lifts are used by millions of people across the globe. To take our business and your comfort to the next

level, we have created a completely new lift which combines the greatest benefits of platform lift technology with the most convenient features of a conventional lift.



DISCOVER THE UNIQUE ADVANTAGES OF SCREW-DRIVEN CABIN LIFT CIBES C1 PURE.

- **Reduced top height**

The 2500 mm top height fits easily under most ceilings.

- **Machine room less**

The machinery fits inside the shaft, no need for a separate machine room.

- **Screw-driven system**

Reliable 100% electric screw-driven system, no hydraulics.

- **Energy-saving LED technology**

The ceiling is illuminated by durable and energy-saving LED lights.

- **Automatic telescopic doors**

Automatic telescopic doors for landings and cabin.

- **Space-saving doors**

The doors slide open without obstructing the space on the landings.

- **One touch operation**

One touch operation at landings and inside the cabin.

- **Reduced lift pit**

At the bottom floor, a shallow pit of 100 mm is enough.

# VERSATILE DESIGN

We believe that beautiful design should be versatile enough to cater for different needs and requirements. To adapt to public, commercial and private settings,

whose elements can be combined to suit your needs.



## Ceiling with LED spotlights

### • Multi-functional integrated speaker

Speaker for emergency phone, voice announcement and arrival signal.

### • Level indicator

The 3" display is integrated with the control panel.

### • Control panel with push buttons

Tactile push buttons with back light.

#### ONE TOUCH OPERATION

- Destination buttons with one touch operation.

#### ALARM BUTTON

- Activates the alarm signal and the emergency telephone.\*

#### DOOR OPENING BUTTON

### • Handrail

Elegant, ergonomic handrail in black anodized aluminium.



## • LED light diffuser ceiling

### • Multi-functional integrated speaker

Speaker for emergency phone, voice announcement and arrival signal.

### • Level indicator

The 3" display is integrated with the control panel.

### • Control panel with touchscreen

User-friendly and responsive touchscreen controls with back light.

#### ONE TOUCH OPERATION

- Destination buttons with one touch operation.

#### ALARM BUTTON

- Activates the alarm signal and the emergency telephone.\*

#### DOOR OPENING BUTTON

### • Handrail

Elegant, ergonomic handrail in black anodized aluminium.

\* Built-in, hands-free telephone Safeline MX3.

# ACCESSIBILITY OPTIONS

To meet with different accessibility standards, the C1 Pure cabin lift is available with a range of accessories and options with an ergonomic and user-friendly design.

**Ceiling with LED spotlights**

120 LUX

**Multi-functional integrated speaker**

Speaker for emergency phone, voice announcement and arrival signal.

**Level indicator with 3" display**

**Wall mounted mirror**

**Elegant stainless steel panel**

**Horizontal control panel**

Ergonomic control panel, compliant with EN 81-70.

**Ergonomic handrails**

2 sturdy handrails in black anodized aluminium.

**Double horizontal control panels**



**Ergonomic call buttons**

Doors are equipped with 50x50 mm tactile push buttons with back light, compliant with EN 81-70.

- Call buttons with one touch operation.
- Face plate available in any RAL or premium colour as an option.



**Horizontal control panel in stainless steel**

Inclined control panel with 50x50 mm tactile push buttons equipped with back light and Braille, compliant with EN 81-70. Available for all cabin sizes except the 900x950 mm.

- Destination buttons with one touch operation.
- The alarm button activates the alarm signal and emergency telephone.
- The door opening button makes it easy to re-open the door.

# DESIGN WITH MIRRORS

A mirror wall creates a sensation of space inside the cabin, while smaller mirrors can serve as a great visual aid when you enter and exit the lift.

The C1 Pure offers you several stylish mirror alternatives to suit your preference and needs.



WALL MOUNTED MIRROR  
ON A/C SIDE



WALL MOUNTED MIRROR  
ON B SIDE

CABIN SIZE W x D, mm*	MIRROR WALL A/C W x H, mm	WALL MOUNTED MIRROR B W x H, mm	WALL MOUNTED MIRROR A/C W x H, mm
900 x 950	900 x 2130	700 x 1144	700 x 1144
900 x 1200	900 x 2130	700 x 1144	700 x 1144
900 x 1400	900 x 2130	700 x 1144	700 x 1144
1100 x 1200	1100 x 2130	700 x 1144	900 x 1144
1100 x 1400	1100 x 2130	700 x 1144	900 x 1144
1100 x 1700	1100 x 2130	700 x 1144	900 x 1144

\* Width = side A/C, Depth = side B



**pollock**  
Homelifts



01535 936111

[info@pollockhomelifts.co.uk](mailto:info@pollockhomelifts.co.uk)

[www.pollockhomelifts.co.uk](http://www.pollockhomelifts.co.uk)